VELUX®

Product Catalogue

Valid from 1st August 2025
velux.com/export

Contact us
If you need more information or technical support, we are here to help.

Telephone: +45 45 16 78 85
E-mail: export@velux.com

Website: velux.com/export

Contents

4 Transforming spaces

5 It's our nature

6 Why VELUX®

8 Your guide to getting the right solution

9 Our roof window features at a glance

10 Glazings

12 Intelligent Home Control

14 Roof windows

26 Installation and flashings

36 Blinds and shutters

52 Flat roof windows

64 Sun tunnels

68 Accessories

71 Practical information

14 Roof windows

26 Installation and flashings

36 Blinds and shutters

52 Flat roof windows

64 Sun tunnels

Transforming spaces into favourite places

We all look for the perfect place where we can relax, recharge and feel content – or even be more productive. And often, without us noticing, it is a place filled with daylight and fresh air.

For over 80 years, the VELUX Group has helped people transform spaces using daylight and fresh air through the roof. By creating brighter, healthier, more sustainable places to live, work, learn and play we enable a better everyday life for people around the world.

Our award-winning windows can fit any roof – flat, pitched, old or new – and can be accessorised with VELUX blinds and shutters. You can add more space to your home with a VELUX CABRIO® balcony.

VELUX roof windows are built to last. We take pride in our craft and high quality products. But what you may not see is that VELUX roof windows are part of an ambitious sustainability strategy. We plan to capture the VELUX Group's historical carbon footprint, alongside dramatically reducing future emissions to make us lifetime carbon neutral by 2041. In other words, there are several reasons to take a deep breath and look out of a VELUX roof window.

It's our nature

With our Sustainability Strategy 2030, we have made a commitment to capturing our historical CO_2 emissions and reaching carbon neutrality by 2041 – our 100-year anniversary.

Acting sustainably has always been in our nature at VELUX. That's why we in 2020 introduced a pioneering new commitment as we enter what the UN calls the Decade of Action. Our plan is to dramatically reduce our future carbon emissions in line with science and at the same time capture our historical carbon footprint all the way back to the time of our founding in 1941 by protecting and restoring forests. At our centennial anniversary in 2041, we will be Lifetime Carbon Neutral.

To capture our historical carbon footprint, we have started a 20 year-long partnership with WWF (World Wide Fund for Nature) on forest and nature projects around the world.

Going forward, we will drive down our future carbon emissions by accelerating our investments in energy efficiency, shift to 100% renewable electricity, as well as substantially change the way we specify and purchase materials for our products. In short, if you buy a VELUX roof window in 2020 and a similar window in 2030, the 2030 window will contain 50% less CO_2. By 2030 we will be a carbon neutral company and will have halved carbon emissions across our entire value chain.

When you buy a VELUX solution, you are part of this journey. You will also automatically find yourself at the forefront of a roof window technology that creates better and healthier homes. For example, by applying smart sensor-based solutions to a roof window you can benefit from a self-regulating indoor climate for sustainable living indoors.

We all need a healthy home – including Mother Nature. With our new sustainability strategy, we are doing everything we can to make that happen.

Why VELUX®

All over the world, VELUX roof windows contribute to healthy indoor environments by letting in fresh air and daylight. Here are six other good reasons why you should consider an original VELUX roof window.

80 years of innovation

When the first VELUX window transformed a dark attic into a liveable space, it was a revelation. That was 80 years ago but our passion for daylight, fresh air and better living environments continues to this day and can be seen in constant innovation and award-winning design.

Extensively tested

VELUX products are designed to meet the highest quality standards and thoroughly tested. For example, all windows are tested to withstand a year's rainfall in just 15 minutes. They are also opened and closed 25,000 times – the equivalent of opening and closing the window every day for 68 years!

Delivery

We understand that when you order your VELUX products, you want them as quickly as possible. Depending on your location, some of the most popular products are available in our distributor's stores, while other products can be delivered at your request.

Here for you

When you need support, our team is never more than a phone call away. Our service technicians are experts in installation and repair and ready to help with everything from simple installation queries to more technical questions about products – even those that have long since passed their guarantee date.

Focused on sustainability

Sustainability is ingrained in everything we do. Not only do VELUX windows save energy and last for generations, but our production facilities strive to achieve zero waste, source responsibly and continually reduce environmental impact. Read more in our Sustainability Strategy 2030.

Your guide to getting the right solution

Natural light is essential to your wellbeing. Window size, as well as the number of windows, is fundamental to how your space will look and feel.

1. **Identify roof pitch**
VELUX roof windows can be installed in both pitched and flat roofs. Find the roof window that best suits your building type and room on page 12.

5. **Choose window operation**
All VELUX roof windows can be operated manually or electrically, and they can be combined with Intelligent Home Control solutions.

2. **Choose amount of daylight and ventilation**
For optimal comfort, we recommend that the glazed areas represent 20% of the overall floor space in your room.

3. **Choose glazing**
Get the glazing option that's right for your space – from extra noise reduction to to triple-glazing for enhanced thermal efficiency. Find out more on page 10.

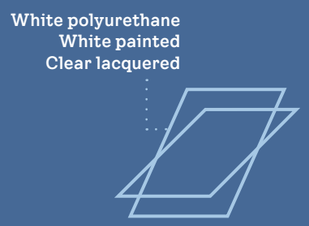

4. **Choose interior finish**
VELUX roof windows come in a variety of materials to match all interior styles. Find the perfect interior finish for your project and your room.

6. **Choose installation products**
VELUX installation products are designed to fit the roof window and roofing material exactly. They protect against the risk of water penetration, mould and condensation for durability and indoor comfort.

7. **Choose light control and heat protection**
Select interior blinds for light dimming or black-out. Choose from a wide range of blind types and colours to match your need and style. Select exterior products for heat protection and blackout. This will keep your home cool on hot days and nights. See full range of manual and remote operated blinds and shutters on page 32.

Our roof window features at a glance

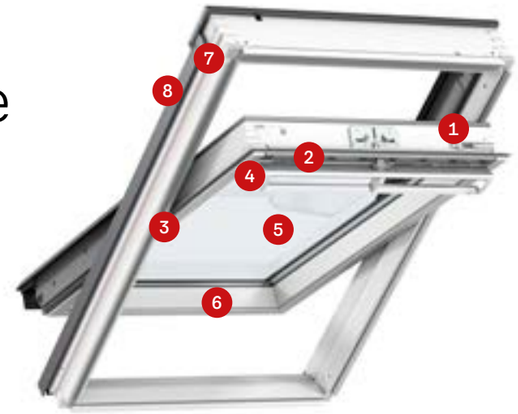

1. Roof window can be rotated 180° and secured in place with **built-in barrel bolt** for easy cleaning from the inside.

5. All **standard glazings** come with premium features like safety lamination, toughened glass, UV filter and our unique rain noise reduction.

2. **Ventilation bar** lets fresh air into your home even when roof window is closed.

6. **VELUX Thermo-Technology™** transfers less energy and keeps your home warm.

ThermoTechnology™

3. High quality **pivot hinges** for smooth operation.

7. **Simple red and blue line bracket** system differentiates between standard and recessed installation.

4. **Pre-mounted brackets** for straightforward blind installation. Simply click on the blind and add the pre-fitted side rails.

8. **Click-on covers** make your installation easier, faster and safer.

Glazing features

Rain noise reduction
Enjoy undisturbed sleep without being woken by rain noise on the window.

Safety lamination
Prevents glass from falling into the room in case of accidental breakage.

Toughened glass
Adds strength to the outer pane to protect from wayward balls and extreme weather such as heavy storms and hail.

UV filter
Protects your interior furnishings from fading due to the sun's harmful UV rays.

Easy-to-clean
Dirt-repellent coating lets you spend less time cleaning and more time enjoying the view.

Anti-dew
Hydrophobic coating reduces the amount of dew that can form on the outside for a clearer view.

● **Good**
●● **Very good**
●●● **Excellent**
●●●● **Best**

Made for

Heat protection

Glazing 69
This 3-layer glazing filters out the heat from the sun's rays to keep your home more comfortable. High thermal efficiency prevents that feeling of cold that comes from a window during winter.

✓	✓	✓	✓		

Thermal transmittance window	Uw 1.1	●●●
Thermal transmittance glazing	Ug 0.7	●●●●
Energy transmittance	g 0.27	●●●●
Sound insulation	35 dB	●●
Layers of glass	3	

Glazing options

★★

Made for

Comfort

Glazing 70
Provides great comfort with all the standard features, including new rain noise reduction, laminated safety glass, protection from UV rays, and extra-strength toughened glass.

✓	✓	✓	✓		

Thermal transmittance window	Uw 1.3*	●●
Thermal transmittance glazing	Ug 1.0	●●●
Energy transmittance	g 0.46	●●
Sound insulation	35 dB	●●
Layers of glass	2	

★★★

Made for

Better comfort

Glazing 68
3-layer glazing that offers all of the VELUX premium standard features and better energy-efficiency. Reduces that feeling of cold that comes from a window during winter.

✓	✓	✓	✓		

Thermal transmittance window	Uw 1.1	●●●
Thermal transmittance glazing	Ug 0.7	●●●●
Energy transmittance	g 0.49	●●
Sound insulation	35 dB	●●
Layers of glass	3	

★★★★

Made for

Well-being

Glazing 66
3-layer glazing that minimises the feeling of cold and blocks outside noise so you can feel warm and relaxed. Easy-to-clean and anti-dew coatings provide clearer views.

✓	✓	✓	✓	✓	✓

Thermal transmittance window	Uw 1.0	●●●
Thermal transmittance glazing	Ug 0.6	●●●●
Energy transmittance	g 0.44	●●
Sound insulation	37 dB	●●●
Layers of glass	3	

Glazing type comparison

	66	68	69	70
Inner glass	6 mm laminated	6 mm laminated	6 mm laminated	6 mm laminated
Spacing	13 mm	12 mm	13 mm	16 mm
Middle glass	3 mm toughened (tempered)	3 mm heat strenghtened	3 mm heat strenghtened	–
Spacing	13 mm	12 mm	13 mm	–
Outer glass	4 mm toughened (tempered)	4 mm toughened (tempered)	4 mm toughened (tempered)	4 mm toughened (tempered)

– Product is not available

Intelligent Home Control

	VELUX Wall Switch	VELUX Touch
	Pre-paired for easy control	Indoor comfort at your fingertips
Product use	· Simple control of one electrical product	· Simple control of multiple electrical products
What's in the box	Included in all electrical product purchases: · KLI 311 for roof windows · KLI 312 for interior blinds · KLI 313 for exterior shutter and blinds	· 1 VELUX Touch
Connectivity	· N/A	· N/A
VELUX Compatibility	· All electric roof windows, blind and shutters	· All electric roof windows, blinds and shutters

VELUX Touch

Indoor comfort at your fingertips

VELUX Touch makes it easy to feel perfectly at home by ensuring every electric roof window, blind and shutter is always within easy reach. Let in a cool breeze when you need a breath of fresh air, shield your home from the midday sun or draw the blinds for movie night – all with a single remote.

- Easy grouping of products
- Simple control of multiple electrical products
- Quick and easy access to frequently used features
- Accessible to all household members
- Ventilation timer for quick airing
- Not dependent on Wi-Fi

VELUX Touch		
KLR 300	VELUX Touch	#

Includes

- 1 VELUX Touch

Details

- It is a perfect choice for simple multiple product operation, that doesn't require Internet connection

Electric roof window

Centre-pivot roof window

The ideal solution for ultimate convenience and comfort in your home. Our electric roof windows offer one touch remote control and come complete with a wireless wall switch. An integrated rain sensor will automatically close the window in the event of rain. They are available in either electric or solar powered. The electric roof windows are our recommended choice for a modern and carefree living with fresh air and great indoor comfort.

- Rain sensor that automatically closes the window in case of rain
- Ventilation filter protects against dust and insects
- Easily add and instantly connect electric blinds into the prefitted brackets
- Our electric and solar products work with frequency 868 MHz

Roof pitch

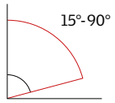

Interior finish options

White polyurethane
Maintenance-free and moisture resistant*

White painted
Bright white finish for modern interiors

Clear lacquered
Matches perfectly with traditional interior

* Recommended for humid rooms like bathrooms and kitchens.

Glazing options

	Double glazing --70	Triple glazing --68	Triple glazing --66
Rain noise reduction	✓	✓	✓
Safety lamination	✓	✓	✓
Toughened glass	✓	✓	✓
UV filter	✓	✓	✓
Easy-to-clean			✓
Anti-dew			✓
Thermal transmittance of glazing (U_g-value)	1.0	0.7	0.6

Read more about glazing specifications on pages 10-11.

Blinds and shutters

- Consider interior blinds for light control, and awning blinds or shutters for heat protection and blackout

Read more on pages 38-53.

Electric roof windows – electric & solar powered

External frame sizes (w×h) cm		U-VALUE W/m² K	CK04 55×98	CK06 55×118	FK06 66×118	MK06 78×118	MK08 78×140	PK08 94×140	SK08 114×140	UK08 134×140
White polyurethane										
Electric	GGU 007021A	1.3	#	#	#	#	#	#	#	#
Electric	GGU 006821A	1.1	#	#	#	#	#	#	#	#
Electric	GGU 006621A	1.0	#	#	#	#	#	#	#	#
Solar	GGU 007030A	1.3	#	#	#	#	#	#	#	#
Solar	GGU 006830A	1.1	#	#	#	#	#	–	#	#
Solar	GGU 006630A	1.0	#	#	#	#	#	#	#	#
Clear laquered										
Electric	GGL 307021A	1.3	#	#	#	#	#	#	#	#
Electric	GGL 306821A	1.1	#	#	#	#	#	#	#	#
Electric	GGL 306621A	1.0	#	#	#	#	#	#	#	#
Solar	GGL 307030A	1.3	#	#	#	#	#	#	#	#
Solar	GGL 306830A	1.1	#	#	#	#	#	–	#	#
Solar	GGL 306630A	1.0	#	#	#	#	#	#	–	#

\# Product is available
– Product is not available

Wall switch included with VELUX electric roof window

Electric roof window Panoramic view

Outward-opening roof window

Welcome to the best of two worlds. The electric top-hung roof window provides a panoramic view and has convenient electric operation, or manual operation when needed. It creates a balcony-like feeling when the window opens outwards by one touch of the wall switch delivered with the window. The electrical roof window with panoramic view is our recommended choice for a modern living with extra space, fresh air and best indoor comfort.

- Rain sensor that automatically closes the window in case of rain
- Ventilation filter protects against dust and insects
- Easily add blinds by simply clicking them into the pre-fitted brackets
- Our electric and solar roof window products work with frequency 868 MHz

Roof pitch

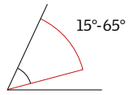

Interior finish options

White polyurethane
Maintenance-free and moisture resistant*

* Recommended for humid rooms like bathrooms and kitchens.

Glazing options

	Double glazing --70	Triple glazing --66
Rain noise reduction	✓	✓
Safety lamination	✓	✓
Toughened glass	✓	✓
UV filter	✓	✓
Easy-to-clean		✓
Anti-dew		✓
Thermal transmittance of glazing (U_g-value)	1.0	0.6

Read more about glazing specifications on pages 10-11.

Compatibility

- VELUX electric roof window – panoramic view is only compatible with manual or solar-powered blinds
- Please, contact VELUX Customer Service for combination installations

Blinds and shutters

- Consider interior blinds for light control, and awning blinds or shutters for heat protection and blackout

Read more on pages 38-53.

External frame sizes (w×h) cm		U-VALUE W/m² K	FK06 66×118	MK06 78×118	MK08 78×140	PK08 94×140	SK08 114×140
White polyurethane							
Electric	GPU 007021A	1.3	#	#	#	#	#
	GPU 006621A	1.0	#	#	#	#	#

\# Product is available

Manual top-operated

The original roof window

The classic VELUX roof window is operated by a neatly designed and convenient top control bar that allows you to open and close the window even with furniture placed underneath it. It also features a ventilation flap so you can air out your room with the window closed.

- Convenient top opening with integrated ventilation
- Ventilation filter protects against dust and insects
- Easy to rotate the window and clean the outer glass
- Easily add blinds by simply clicking them into the pre-fitted brackets

Roof pitch

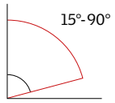

Interior finish options

White polyurethane
Maintenance-free and moisture resistant*

White painted
Bright white finish for modern interiors

Clear lacquered
Matches perfectly with traditional interior

* Recommended for humid rooms like bathrooms and kitchens.

Glazing options

	Double glazing --70	Triple glazing --68	Triple glazing --66
Rain noise reduction	√	√	√
Safety lamination	√	√	√
Toughened glass	√	√	√
UV filter	√	√	√
Easy-to-clean			√
Anti-dew			√
Thermal transmittance of glazing (U_g-value)	1.0	0.7	0.6

Read more about glazing specifications on pages 10-11.

Blinds and shutters

- Consider interior blinds for light control, and awning blinds or shutters for heat protection and blackout

Read more on pages 38-53.

Out-of-reach

- If your roof window is out of reach, VELUX recommends electric roof window

Read more on page 14.

External frame sizes (w×h) cm	U_w-value W/m² K	CK04 55×98	CK06 55×118	FK06 66×118	MK06 78×118	MK08 78×140	PK08 94×140	SK08 114×140	UK08 134×140
White polyurethane									
GGU 0070	1.3	#	#	#	#	#	#	#	#
GGU 0068	1.1	#	#	#	#	#	#	#	#
GGU 0066	1.0	#	#	#	#	#	#	#	#
White painted									
GGL 2070	1.3	#	#	#	#	#	#	#	#
GGL 2068	1.1	#	#	#	#	#	#	#	#
GGL 2066	1.0	#	#	#	#	#	#	#	#
Clear laquered									
GGL 3070	1.3	#	#	#	#	#	#	#	#
GGL 3068	1.1	#	#	#	#	#	#	#	#
GGL 3066	1.0	#	#	#	#	#	#	#	#

\# Product is available

Manual bottom-operated Panoramic view

Outward-opening roof window

Use the elegant handle at the bottom to open the window outwards, lean out and enjoy an undisturbed panoramic view of the outdoors with the VELUX top-hung roof window. The outward-opening roof window creates a balcony-like feeling when the window opens and is our recommended choice to get the best view and feeling of extra space. It also features a ventilation bar so you can air out your room with the window closed.

- Easy opening to a pleasing panoramic view
- Ventilation filter protects against dust and insects
- Easy to rotate the window and clean the outer glass
- Easily add blinds by simply clicking them into the pre-fitted brackets

Roof pitch

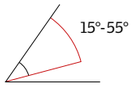

Suitable for roof pitches between 15° and 55°.
Also suitable for roof pitches between 55° and 75° with special springs. Please specify when ordering.

Interior finish options

White polyurethane
Maintenance-free and moisture resistant*

White painted
Bright white finish for modern interiors

Clear lacquered
Matches perfectly with traditional interior

* Recommended for humid rooms like bathrooms and kitchens.

Glazing options

	Double glazing --70	Triple glazing --68	Triple glazing --66
Rain noise reduction	√	√	√
Safety lamination	√	√	√
Toughened glass	√	√	√
UV filter	√	√	√
Easy-to-clean			√
Anti-dew			√
Thermal transmittance of glazing (U_g-value)	1.0	0.7	0.6

Read more about glazing specifications on pages 10-11.

Emergency escape

- Some sizes are suitable for roof access in emergency situations

Blinds and shutters

- Consider interior blinds for light control, and awning blinds or shutters for heat protection and blackout

Read more on pages 38-53.

Out-of-reach

- If your roof window is out of reach, VELUX recommends electric roof window

Read more on page 16.

External frame sizes (w×h) cm	U_w-value W/m² K	CK04 55×98	CK06 55×118	FK06 66×118	MK06 78×118	MK08 78×140	PK08 94×140	SK08 114×140	UK08 134×140
White polyurethane									
GPU 0070	1.3	#	#	#	#	#	#	#	#
GPU 0068	1.1	#	#	#	#	#	#	#	#
GPU 0066	1.0	#	#	#	#	#	#	#	#
White painted									
GPL 2070	1.3	#	#	#	#	#	#	#	#
GPL 2068	1.1	#	#	#	#	#	#	#	#
GPL 2066	1.0	#	#	#	#	#	#	#	#
Clear laquered									
GPL 3070	1.3	#	#	#	#	#	#	#	#
GPL 3068	1.1	#	#	#	#	#	#	#	#
GPL 3066	1.0	#	#	#	#	#	#	#	#

\# Product is available

Roof balcony

From roof window to a balcony experience

Transform your home and welcome in the outdoors by simply opening your VELUX roof balcony. The innovative balcony opens in seconds to give your home more space, daylight and fresh air. Consisting of a top-hung roof window and a bottom section that unfolds into a glazed balcony with elegant side banister railings, it's a balcony experience like no other.

- Enjoy extra space in the room
- Top element opens 45° outwards for panoramic view
- Converts into a balcony in seconds
- Side banister railings for extra safety

Roof pitch

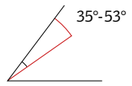

Interior finish options

White painted
Bright white finish for modern interiors

Clear lacquered
Matches perfectly with traditional interior

Glazing options

	Triple glazing --66
Rain noise reduction	✓
Safety lamination	✓
Toughened glass	✓
UV filter	✓
Easy-to-clean	✓
Anti-dew	✓
Thermal transmittance of glazing (U_g-value)	0.6-0.7

Read more about glazing specifications on pages 10-11.

External frame sizes (w×h) cm	U_w-value W/m² K	MK19 78×252	PK19 94×252	SK19 114×252
White painted				
GDL 2066	1.2	#	#	#
Clear laquered				
GDL 3066	1.2	#	#	#

Product is available

Roof pitch

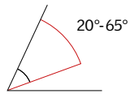

Glazing options

	--00	--59
Rain noise reduction		
Safety lamination		
Toughened glass		✓
UV filter		
Easy-to-clean		
Anti-dew		

Cold room

Cold room windows for uninhabited rooms

The VELUX cold room roof window is designed for use in uninhabited rooms where easy access to the roof and regular ventilation is needed. Side-hung, it opens to the left or right depending on your preference. The window is made from maintenance-free aluminium and polyurethane and comes with integrated flashing.

- Three ventilation positions for constant low-level air flow
- Patented opening restrictor securely holds the window open at 90°
- Safe roof access using the moulded tread with grooves (GVT)
- Extruded aluminium sash for maintenance-free window

External frame sizes (w×h) cm	46×61	54×83
Black polyurethane		
GVK 0000Z	#	–
GVT 0000Z	–	#
GVT 0059Z	–	#
Brick-red polyurethane		
GVT 7759Z	–	#

Product is available
– Product is not available

Roof pitch

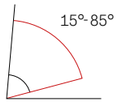

Access opening (WxH)

· GXU CK04	40 x 90 cm
· GXU CK06	40 x 110 cm
· GXU/GXLA/GXLB FK06	51 x 110 cm
· GXLA/GXLB MK04	63 x 90 cm

Interior finish options

White maintenance-free
Fully maintenance-free and moisture resistant*

White painted
Bright white finish for modern interiors

Clear lacquered
Matches perfectly with traditional interior

* Recommended for humid rooms like bathrooms and kitchens.

Roof access

Side-hung roof windows for easy access to the roof

The VELUX roof exit window is of the same high quality as our standard roof windows and designed to provide safe and convenient access to the roof. It opens outwards and is side-hung with left or right opening so it can be used in any space.

- Easy to open with handle in the middle of the side sash
- Opens wide and stays firmly in place
- Left or right opening
- Fresh air even when the window is closed

External frame sizes (w×h) cm			U_w-value W/m² K	CK04 55×98	CK06 55×118	FK06 66×118	MK04 78×98
White maintenance-free							
Manual	GXU 0070		1.3	#	#	#	-
Manual	GXU 0066		1.0	#	#	#	-
White painted							
Manual	NEW GXLA 2070	Left-hinged, seen from outside	1.3	-	-	#	#
Manual	NEW GXLA 2066	Left-hinged, seen from outside	1.0	-	-	#	#
Manual	NEW GXLB 2070	Right-hinged, seen from outside	1.3	-	-	#	#
Manual	NEW GXLB 2066	Right-hinged, seen from outside	1.0	-	-	#	#

Glazing options

	Double glazing --70	Triple glazing --66
Rain noise reduction	✓	✓
Safety lamination	✓	✓
Toughened glass	✓	✓
UV filter	✓	✓
Easy-to-clean		✓
Anti-dew		✓
Thermal transmittance of glazing (U_g-value)	1.0	0.6

Read more about glazing specifications on page 10-11.

Compatibility

- GXL/GXU are compatible with manual and solar interior blinds
- GXL/GXU are not compatible with exterior sun screening products

For efficient installation and a superior result

Insulation collar BDX

Underfelt collar BFX

Vapour barrier BBX

Installation products

For long-lasting performance from your VELUX roof windows, always use VELUX installation products. They are specifically designed for use with VELUX roof windows and require no special adaptation.

VELUX installation products make it easy to install VELUX roof windows quickly and efficiently and protect against the risk of water penetration, mould and condensation for durability and indoor comfort.

What's more, just like other VELUX products, the VELUX range of installation products meet the same exacting standards of quality so your customers can enjoy their roof windows for generations to come.

Insulation collar BDX
- Insulates around the roof window frame, reducing heat loss and eliminating cold bridges
- Flexible insulation frame can be compressed for quick installation
- Supplied with BFX underfelt collar
- Click fittings ensure a fast and accurate assembly

Underfelt collar BFX
- Ensures a watertight seal between the roof window and the roof
- Made from diffusion open material to minimize the risk of condensation
- Comes with transverse drainage gutter to lead water away from the head of the roof window if a tile or slate is broken above the window

Vapour barrier BBX
- Helps prevent condensation from forming in the roof structure
- A fully welded rubber gasket with a double pressure seal guarantees speedy installation and a vapour and airtight construction
- Reinforced corners for extra security against perforation

External frame sizes (w×h) cm	CK04 55×98	CK06 55×118	FK06 66×118	MK06 78×118	MK08 78×140	PK08 94×140	SK08 114×140	UK08 134×140
Underfelt collar BFX								
BFX 1000	#	#	#	#	#	#	#	#
Insulation collar BDX								
BDX 2000 (including BFX)	#	#	#	#	#	#	#	#
Vapour barrier BBX								
BBX 0000	#	#	#	#	#	#	#	#

Product is available

Improved installation process

Every roof window installation job requires skill and experience – as well as the right tools and materials. The VELUX installation process is designed and optimised to support your workflow so you can achieve the best possible results.

To make your work more efficient, we have made a number of improvements to the products used throughout the installation – from magnetic screws to the easy-to-apply underfelt collar.

We've also introduced installation products into our flashing set so you have everything you need in one box for a perfect installation.

Easy-to-fit underfelt collar

Pro+ flashing set (2000 variant)

Pro flashing set (1000 variant)

Roof pitch

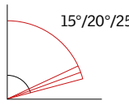

EDW 15°-90°
EDL 15°-90°
EDQ 15°-90°
EDT 20°-90°
EDP 25°-90°

Colour

Dark grey
(Standard)

EDW

EDL

EDR

EDT

EDQ

EDS

Flashings

We provide a range of flashing options to suit your roofing material.

Profiled roofing material EDW
- For profile roofing material up to 120 mm
- Suitable for interlocking slate, thatch and profiled sheeting
- EDW 2000 variants come with installation products included

Slate EDL
- For slate up to 8 mm thick
- Not for interlocking slate. See EDW for details
- EDL 2000 variants come with installation products included

Roofing felt EDR
- For roofing felt

Flat roofing material EDS
- For flat roofing materials, up to 16 mm thick, e.g. bitumen roofs

Flat tiles EDT
- For flat tiles 15-40 mm thick
- Designed for neater finish
- EDT 2000 variants come with installation products

Click metal roof EDQ
- For click metal roofs with standing seams 25-40 mm high
- EDQ 2000 variants come with installation products included

External frame sizes (w×h) cm	CK04 55×98	CK06 55×118	FK06 66×118	MK06 78×118	MK08 78×140	PK08 94×140	SK08 114×140	UK08 134×140
Flashings incl. installation products (BDX 2000)								
EDW 2000	#	#	#	#	#	#	#	#
EDL 2000	#	#	#	#	#	#	#	#
EDS 2000	#	#	#	#	#	#	#	#
EDT 2000	#	#	#	#	#	#	#	#
EDQ 2000	#	#	#	#	#	#	#	#
EDR 5000	#	#	#	#	#	#	#	#
Flashings incl. installation product (BFX 1000)								
EDW 1000	#	#	#	#	#	#	#	#
EDL 1000	#	#	#	#	#	#	#	#
EDT 1000	#	#	#	#	#	#	#	#
EDS 1000	#	#	#	#	#	#	#	#

Product is available

The combination system

If you want to install roof windows in combination, the combination flashing system lets you do so efficiently. The system can be used for combining all the main roof window types however you prefer.

- For a combination of VELUX roof windows
- A watertight and durable solution
- Maintenance-free exterior

The system consists of seven elements that enable your chosen combination

It is required that
- Windows above each other have the same width
- Windows next to each other have the same height

a. Frame distance per flashing type
- Flexibility between 100 - 160 mm (M) with the adjustable middle gutter
- Other frame distances between 60 mm to 400 mm can be specially ordered

b. Standard frame distance 100 mm (E)
- When installing a roller shutter, a frame distance of 250 mm (J) is needed

Roof pitch

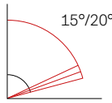

EKW 15°-90°
EKL 15°-90°
EKT 20°-90°
EKN 20°-90°
EKR 15°-90°

Colour options

Dark grey
(Standard)

Overview of combination elements

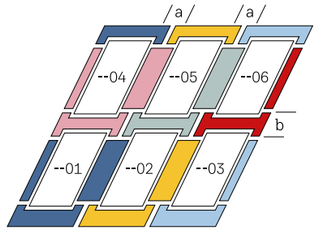

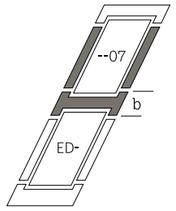

The new VELUX Pro+ combination flashing set

Everything needed for better combination roof window installations, providing flawless results.

Inside the VELUX Pro+ combination flashing set you will find made-to-fit and easy-to-install insulation and watertight collars. These components will reduce heat loss and cold bridges and provide extra security against water penetration.

This set also features the new VELUX Adjustable middle gutter – our innovative and patented solution that makes roof window combination installations even easier. The middle gutter can be adjusted to widths between 100 - 160 mm, ensuring that it always fits to the actual rafter dimensions, giving peace of mind when it's not possible to obtain exact measurements.

Add value to your projects by installing bigger and better solutions to bring more of the outdoors in.

Main benefits
- Everything you need in one order
- Includes new VELUX Adjustable middle gutter
- Ensures a watertight seal between the window, battens and the roofing underfelt
- Reduces heat loss and eliminates cold bridges
- Ensures perfect installations every time

All you need in one box*

Flashing

Adjustable middle gutter

Underfelt collar (BFX)

Insulation collar (BDX)

Flashings for combinations and extensions

If you want to use multiple VELUX roof windows in your room, VELUX combi flashings give you the interconnectivity needed for easy installation. They are designed for all combinations of VELUX roof windows and give a watertight installation.

- For multiple VELUX roof windows
- High-quality watertight installation
- Maintenance-free exterior

Roof pitch

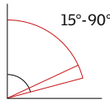

EBW / EKW 15°-90°
EBL / EKL 15°-90°
EBR / EKR 15°-90°

Colour

Dark grey

Side-by-side combination

Triple combination

Side-by-side combination

External frame sizes (w×h) cm	FK06 66×118	MK06 78×118	MK08 78×140	PK08 94×140	SK08 114×140	UK08 134×140
Pro+ flashing set for frame distance a = 18mm						
EBW 4021B* for profiled roofing materials up to 120mm	#	#	#	#	#	#
EBL 4021B* for flat roofing materials up to 8mm	#	#	#	#	#	#
EBR 4021 for roofing felt						
Pro+ flashing set for frame distance a = 100 - 160mm						
EKW 2021M for profiled roofing materials up to 120mm	#	#	#	#	#	#
EKL 2021M for flat roofing materials up to 8mm	#	#	#	#	#	#
EKR 5021M for roofing felt	#	#	#	#	#	#

* Includes installation products (BDX 2000, bearing beams and cover plate)
** Choose 100 - 160mm frame distance if roller shutters are needed
\# Product is available

Triple combination

External frame sizes (w×h) cm	UNITS	FK06 66×118	MK06 78×118	MK08 78×140	PK08 94×140	SK08 114×140	UK08 134×140
Pro+ flashing set for frame distance a = 100 - 160mm							
EKW 2021M for profiled roofing material up to 120 mm	1	#	#	#	#	#	#
EKW 2002M for profiled roofing material up to 120 mm	1	#	#	#	#	#	#
EKL 2021M for slate up to 8 mm thick	1	#	#	#	#	#	#
EKL 2002M for slate up to 8 mm thick	1	#	#	#	#	#	#
EKR 5021M for roofing felt	1	#	#	#	#	#	#
EKR 5002M for roofing felt	1	#	#	#	#	#	#

\# Product is available

Sloping combination

Quattro combination

Sloping combination

External frame sizes (w×h) cm	FK06 66×118	MK06 78×118	MK08 78×140	PK08 94×140	SK08 114×140	UK08 134×140
Pro+ flashing set for frame distance b = 100mm						
EDW 2000* for profiled roofing materials up to 120 mm	#	#	#	#	#	#
EKW 2007ME** for profiled roofing materials up to 120 mm	#	#	#	#	#	#
EDL 2000* for slate up to 8 mm thick	#	#	#	#	#	#
EKL 2007ME** for slate up to 8 mm thick	#	#	#	#	#	#

* Includes installation products (BDX 2000)
** Choose J-variant if roller shutters are needed
\# Product is available

Quattro combination

External frame sizes (w×h) cm	UNITS	FK06 66×118	MK06 78×118	MK08 78×140	PK08 94×140	SK08 114×140	UK08 134×140
Pro+ flashing set for frame distance a = 100 - 160mm, b = 100mm							
EKW 2021M for profiled roofing materials up to 120 mm	1	#	#	#	#	#	#
EKW 2004ME* profiled roofing materials up to 120 mm	1	#	#	#	#	#	#
EKW 2006ME** profiled roofing materials up to 120 mm	1	#	#	#	#	#	#
EKL 2021M for flat roofing materials up to 8mm	1	#	#	#	#	#	#
EKL 2004ME* for flat roofing materials up to 8mm	1	#	#	#	#	#	#
EKL 2006ME** for flat roofing materials up to 8mm	1	#	#	#	#	#	#

* Choose EJ-variant if roller shutters are needed
** Choose J-variant if roller shutters are needed
\# Product is available

Blinds and shutters

For optimal indoor climate, pair blinds with external heat protecting shutters or awnings

Heat protection plus blackout

Awning blind +
Blackout roller blind



Heat protection plus blackout and insulation

Awning blind +
Blackout energy pleated blind

Heat protection plus light dimming

Awning blind +
Translucent roller blind

Choose an exterior product for heat protection

See more on page 50

Pick your interior blind for light control

See more on page 40

Add an interior insect screen for further comfort

See more on page 47

Colour options

Standard colours

1086 9050 4161 1028

Installation

- Quick and easy installation with pre-fitted brackets.

Certifications

- OEKO-TEX® Standard 100 certified (1076-184 DTI) – contains no harmful substances.

Translucent roller blind

VELUX translucent roller blind provides basic privacy whilst still allowing in natural light. Perfect for living rooms, offices and playrooms.

- Softens incoming light and provides privacy
- Available with white or brushed aluminum side rails
- Available in a manual version and in electric or solar powered versions with remote control
- Also available with hooks and three-step positioning in four standard colours
- All electric and solar blinds can also be manually operated

Window size		CK04	CK06	FK06	MK06	MK08	PK08	SK08	UK08
Manual RFL	Standard	#	#	#	#	#	#	#	#
Electric RML* **	Standard	#	#	#	#	#	#	#	#
Solar RSL	Standard	#	#	#	#	#	#	#	#

* Power supply KUX 110 is needed when installing on manually operated window;
** ZOZ 241 is needed when installing on manually operated window.
ZOZ 243 is needed when installing on manually operated window from generations without "K".
\# Product is available

Colour options

Standard colours

1085 1100 0705 1025

Installation

- Quick and easy installation with pre-fitted brackets.

Certifications

- OEKO-TEX® Standard 100 certified (1076-184 DTI) – contains no harmful substances.

Blackout roller blind

The VELUX blackout roller blind offers blackout for darkness anytime. Ideal for bedrooms to ensure a good night's sleep or daytime nap.

- Blocks out all light
- Available with white or brushed aluminum side rails
- Available in a manual version and in electric or solar powered versions with remote control
- All electric and solar blinds can also be manually operated

Window size		CK04	CK06	FK06	MK06	MK08	PK08	SK08	UK08
Manual DKL	Standard	#	#	#	#	#	#	#	#
Electric DML* **	Standard	#	#	#	#	#	#	#	#
Solar DSL	Standard	#	#	#	#	#	#	#	#

* Power supply KUX 110 is needed when installing on manually operated window;
** ZOZ 241 is needed when installing on manually operated window.
ZOZ 243 is needed when installing on manually operated window from generations without "K".
\# Product is available

Colour options

Standard colours

1085 1100 0705 1025

Always combined with white translucent pleated blind (1016)

Installation

- Quick and easy installation with pre-fitted brackets.

White line blinds

- To order the blind with white side channels, simply add WL to the end of your product code.

Certifications

- OEKO-TEX® Standard 100 certified (1076-184 DTI) – contains no harmful substances.

Duo blackout roller blind

VELUX duo blackout roller blind is a blackout roller and a translucent pleated blind in one. Choose any colour blackout roller blind combined with a white translucent pleated blind.

- Two ways to control light in one solution – blackout the room completely or soften incoming light
- Choose any colour blackout roller blind combined with white pleated blind (1016)
- Available with white or brushed aluminum side rails
- Available with manual operation

Window size		CK04	CK06	FK06	MK06	MK08	PK08	SK08	UK08
Manual DFD	Standard	#	#	#	#	#	#	#	#

\# Product is available

Translucent pleated blind

VELUX translucent pleated blind is a decorative solution that provides privacy whilst diffusing soft natural light into your room. Adjust the blind from both the top and the bottom of the roof window to let in exactly the right amount of light.

- Softens incoming light and provides privacy
- A flying blind design that can be placed anywhere in the window
- Available with white or brushed aluminum side rails
- Available in a manual version and in electric or solar powered versions with remote control
- All electric and solar blinds can also be manually operated

Colour options

Standard colours



1016 1274 1259 1282

Installation

- Quick and easy installation with pre-fitted brackets

Certifications

- OEKO-TEX® Standard 100 certified (1076-184 DTI) – contains no harmful substances.

Window size		CK04	CK06	FK06	MK06	MK08	PK08	SK08	UK08
Manual FHL	Standard	#	#	#	#	#	#	#	#
Electric FML* **	Standard	#	#	#	#	#	#	#	#
Solar FSL	Standard	#	#	#	#	#	#	#	#

* Power supply KUX 110 is needed when installing on manually operated window;
** ZOZ 241 is needed when installing on manually operated window.
ZOZ 243 is needed when installing on manually operated window from generations without "K".
\# Product is available

Colour options

Standard colour

7001

Installation

- Quick and easy installation with pre-fitted brackets.

White line blinds

- To order the blind with white side channels, simply add WL to the end of your product code.

Details

- Unique and discreet tilt mechanism makes it very easy to tilt the slats.

Venetian blind

This classic solution for light dimming and privacy is perfect for bathrooms and kitchens. It is moisture resistant and easy to clean.

- Moisture resistant
- Easy to clean
- Preserves your view while providing privacy
- Cordless operation
- Available with white or brushed aluminum side rails
- Available with manual operation

Window size		CK04	CK06	FK06	MK06	MK08	PK08	SK08	UK08
Manual PAL	Standard	#	#	#	#	#	#	#	#

Product is available

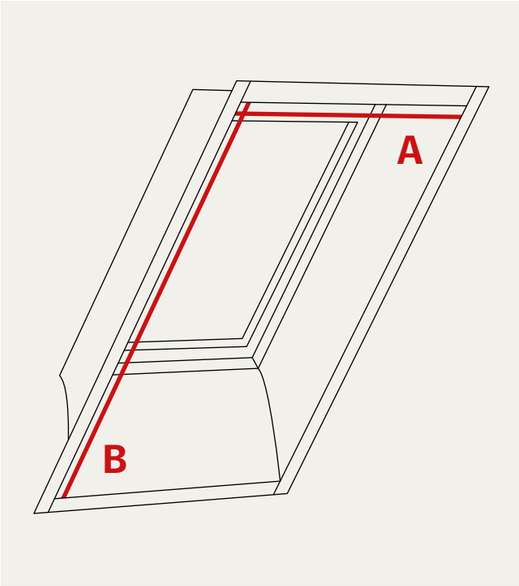

Insect screen

VELUX insect screen lets you enjoy fresh air without the unwanted visitors. The screen is simple to operate, and can be combined with any other VELUX interior or exterior blind. It has transparent netfabric and stows neatly away in the slim top casing when not in use.

- 100% insect-proof material
- Transparent net fabric does not obstruct your view
- Durable, wind-resistant fabric for long-lasting performance
- Manual operation



Determine the correct size

- Measure the inner wall width (**A**) and height (**B**) to find the size code and price of your insect screen in the table below
- If you have two heights (**B**) or heights above 2400 mm – two insect screens and one connector set ZOZ 157 SWL are needed.
- Watch a video on how to measure and determine the correct size at www.xx

- **IMPORTANT:**
  Insect screen size codes may differ from window size code, please measure (**A**) and (**B**) and find correct size code in the table below before ordering.

Installation

- Quick and easy installation.

B	A: 0-438 mm	439-530 mm	531-640 mm	641-760 mm	761-922 mm	923-1120 mm	1121-1285 mm
0-1600 mm	ZIL BK04	ZIL CK02	ZIL FK08	ZIL MK06	ZIL PK25	ZIL SK06	ZIL UK04
	#	#	#	#	#	#	#
1601-2000 mm	SPECIAL ORDER	ZIL CK06	ZIL FK08	ZIL MK06	ZIL PK06	ZIL SK06	ZIL UK10
	–	#	#	#	#	#	#
2001-2400 mm	SPECIAL ORDER	SPECIAL ORDER	ZIL FK08	ZIL MK10	ZIL PK10	ZIL SK10	ZIL UK10
	–	–	#	#	#	#	#

Product is available
– Product is not available

Installing your genuine VELUX blinds is easier than you think

Install your genuine VELUX blinds in 15 minutes

Installing VELUX blinds requires no measuring, trimming, cutting or extra tools. They are made for a perfect fit, and everything you need is included in the package.

No need to cut or trim – just click on

Your VELUX windows have pre-installed brackets for your blinds. Simply click on the original VELUX blind and add the tailored side rails.

No need to measure

You can find your roof window's type and size on the window frame – see how on page 77. Then you can be sure that your new blind fits your roof window perfectly without having to take any measurements.

Easily replace your old blinds

It is straightforward to replace old blinds with new ones from VELUX. Everything needed is included in the package.

Stop the heat on the outside of your windows with VELUX heat protection and keep your home cool on hot days

Outdoor protection, indoor comfort

Our wide range of VELUX Heat Protection products effectively help you to protect your home from overheating so you can enjoy a comfortable indoor temperature on even the hottest days or nights. All products can be installed from the inside by yourself or an installer. Discover the blind or shutter that best meets the needs for your home.

Roller shutter

Heat protection, blackout and insulation

Heat protection	●	●	●	●
Blackout	●	●	●	●
Insulation	●	●		
Noise reduction	●	●	●	
Break-in resistant	●	●	●	

Soft shutter

Heat protection and blackout

Heat protection	●	●	●
Blackout	●	●	●
Insulation	●		
Noise reduction	●	●	●
Break-in resistant	●		

Awning blind

Heat protection and transparency

Heat protection	●	●
Blackout		
Insulation		
Noise reduction	●	●	●
Break-in resistant		

0000

0700

Indoor climate

- Heat protection, blackout and insulation

Heat protection	●	●	●	●
Blackout	●	●	●	●
Insulation	●	●		
Noise reduction	●	●	●	
Break-in resistant	●	●	●	

Roller shutter

Take full control of your indoor comfort with the superior heat protection and blackout offered by the VELUX roller shutters. The ideal choice for a complete, year-round protection. The sturdy panzer exterior offers the very best outdoor protection.

- All-in-one protection
- Best heat protection and sun screening
- Total blackout
- Effective winter insulation
- Rain noise reduction
- Effective protection of window and from break-ins
- Available in electric or solar-powered versions with remote control

Window size	CK04	CK06	FK06	MK06	MK08	PK08	SK08	UK08
Electric SML**	#	#	#	#	#	#	#	#
Electric SMH*	#	#	#	#	#	#	#	#
Solar SSL	#	#	#	#	#	#	#	#

* SMH is designed for VELUX electric top-hung roof windows.
** Power supply KUX 110 is needed when installing on manually operated window.
\# Product is available

0000

Indoor climate

- Heat protection and blackout

Heat protection	●	●	●
Blackout	●	●	●
Insulation	●		
Noise reduction	●	●	●
Break-in resistant	●		

Soft shutter

Beat the heat with the 2-in-1 VELUX soft shutter that offers both great heat protection and blackout. This effective combo is ideal for those who want to keep comfortable indoors on hot days and sleep better on warm nights.

- 2-in-1 protection
- Effective heat reduction
- Blackout effect
- Tough, durable polyester fabric
- Available in solar-powered version with remote control
- Install from inside with or without professional help

Window size	CK04	CK06	FK06	MK06	MK08	PK08	SK08	UK08
Solar SSS	#	#	#	#	#	#	#	#

For old VELUX roof window generations (VES), a ZOZ 238 installation kit set is needed.
For copper VELUX roof windows, a ZOZ 240 installation kit set is needed.
For VELUX electric GPU roof windows, a ZOZ 229S kit set is needed.
Product is available



5060

Indoor climate

- Heat protection and transparency

Heat protection	●	●
Blackout		
Insulation		
Noise reduction	●	●	●
Break-in resistant		

Awning blind

Keeps your indoors cool and comfortable all day with VELUX Awning blinds that block incoming heat before it ever hits your VELUX roof windows. The ideal choice for home offices or living rooms where you want cooler temperatures and reduce glare on sunny days.

- Effective heat reduction
- Transparent fabric – lets in light and retains the view to the outside
- Available in manual version and in electric or solar-powered versions with remote control
- Install from inside with or without professional help

Window size	CK04	CK06	FK06	MK06	MK08	PK08	SK08	UK08
Manual MHL	#	#	#	#	#	#	#	#
Electric MML*	#	#	#	#	#	#	#	#
Solar MSL	#	#	#	#	#	#	#	#

For old VELUX roof window generations (VES), a ZOZ 238 installation kit set is needed.
For copper VELUX roof windows, a ZOZ 240 installation kit set is needed.
For VELUX INTEGRA GPU roof windows, a ZOZ 229S kit set is needed.
* Power supply KUX 110 is needed when installing on manually operated window.
# Product is available

Flat roof windows

We offer a complete range of flat roof windows that covers all needs. From innovative curved and flat glass rooflights to traditional domes, the VELUX flat roof window portfolio is broad and has something for everyone.

New generation

Curved glass rooflight

Top performer with CurveTech

- Maximum daylight area
- Excellent energy performance
- State-of-the art design
- Excellent sound reduction
- Clear view and drainage with CurveTech

New generation

Flat glass rooflight

Daylight, design & aesthetics

- Maximum daylight area
- Excellent energy performance
- State-of-the art design
- Excellent sound reduction

Dome with glazing

Advanced dome solution

- Good daylight area
- Good energy performance
- Classic design
- Good sound reduction

Specifications for flat roof windows	New generation Curved glass rooflight	New generation Flat glass rooflight	Dome with glazing
Application areas	· Habitable rooms	· Habitable rooms	· Habitable rooms
Roof pitch	· 0-15°	· 2-15°	· 0-15°
Design	· Curved glass top · 88% daylight area* · Glass-to-edge inside view · Glass-to-edge curved top · Integrated motor in frame · Discreetly placed blinds · Better view – rain off CurveTech	· Flat glass top · 88% daylight area* · Glass-to-edge inside view · Glass-to-edge flat top · Integrated motor in frame · Discreetly placed blinds	· Clear or opaque dome skin · 70% daylight area* · Integrated motor in frame
Performance	· Glass top and base unit with double- or triple glazing · Insulating glass unit with inner laminated glass (P4A) · Urc, ref 300 (double glazed): 0.65 W/m²K) · Urc, ref 300 (triple glazed): 0.55 W/m²K) · Arc,ref300: 4,4 m²** · Sound insulation 39 dB** · Burglary resistant as standard***	· Glass top and base unit with double- or triple glazing · Insulating glass unit with inner laminated glass (P4A) · Urc, ref 300 (double glazed): 0.75 W/m²K) · Urc, ref 300 (triple glazed): 0.65 W/m²K) · Arc,ref300: 4,1 m²** · Sound insulation 39 dB** · Burglary resistant as standard***	· Dome skin and base unit with double glazing · Insulating glass unit with inner laminated glass (P2A) · U-value: 0,87 W/(m²K)** · Area: 3,4 m²** · Sound insulation 30 dB**
Operation	· Solar variant · Fixed variant · Electric variant	· Solar variant · Fixed variant · Electric variant	· Manual operation · Fixed variant · Electric variant
Heat protection and daylight adjustment	· Anti-heat blind (solar) – Optimised and discreet placement · Blackout blind (solar) – Optimised and discreet placement · Insect screen (manual, cleanable, removable)	· Anti-heat blind (solar) – Optimised and discreet placement · Blackout blind (solar) – Optimised and discreet placement · Insect screen (manual, cleanable, removable)	· Anti-heat blind (solar) · For fixed and electrical variants only; no blind for manual operation domes · Translucent and blackout blinds (electrical/solar)

Our electric and solar rooflight products work with frequency 868 MHz.

* Daylight area stated as per method in EAD 220062-00-0401 (CE marking). Numbers mentioned are for a size 100100.

** U-value, area and sound insulation is stated for fixed variants with either 2-layer dome (dome), Q variant 2-layer glazing unit (dome with glazing) and 2-layer glazing unit (flat glass and curved glass). U-values and areas are calculated for window size 1.2x1.2m, with a curb height of 300 mm, in accordance with method in EN 1873:2014+A1:2016.

*** Complies with EU legislative requirements for burglary resistance, class 2.



New generation

Curved glass rooflight

Fixed or vented option available

Part of our new generation of rooflights, the VELUX glass rooflight with curved glass is a revolution in window design. The unique design with a slim frame and invisible sash provides maximum daylight and a beautiful design from inside the home – even with a blind installed. In addition, the curved-shaped glass top allows rainwater to easily drain off the surface – even on 0° roof pitches.

- Maximum daylight area
- Excellent energy performance
- State-of-the art design
- Excellent sound reduction
- Clear view and drainage

Roof pitch

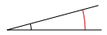

Details

- The premium choice for home owners with 0-15° roof pitches.
- Glass-to-edge curved glass top unit.
- Unique window construction with a slim frame and invisible sash.
- Available with double or triple glazing for excellent energy performance and sound reduction.
- Laminated insulated glass unit for safety.
- Burglary resistant*.
- Comes in a fixed, electric and solar powered variant.
- Electric and solar variants provide fresh air at the touch of a button and a pre-installed rain sensor.

* Complies with EU legislative requirements for burglary resistance, class 2.

Blind options

The blinds are discreetly placed in the base-unit construction, between the lower pane and outer glass, and do not compromise daylight, design or your views to the sky. See more about blinds options on pages 62 and 63.

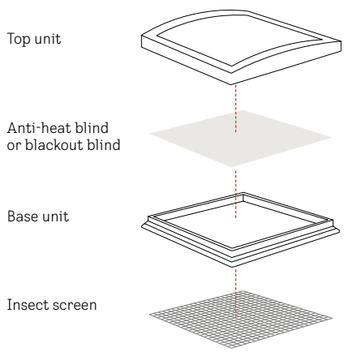

Mounting of blinds is done most conveniently during the rooflight installation process.

Details

- On all rectangular sizes, the motor is placed on the long side. Please, refer to the installation instructions for further details.

Available sizes			060060	080080	090060	090090	100100	120090	120120	150080	150100	150120	150150	200060	200100	
Hole in roof (wxh) cm			60×60	80×80	90×60	90×90	100×100	120×90	120x120	150×80	150x100	150x120	150x150	200×60	200×100	days
h w Window opening***		U-VALUE** Urc,ref300 W/(m²K)/ Arc,ref300 Area m²														
Top unit																
ISU 1093	Curved glass top unit		#	#	#	#	#	#	#	#	#	#	#	#	#	#
Base unit																
CVU 0320Q	Solar base unit, 2 layer glazing	0.65/ 4.4	#	#	#	#	#	#	#	#	#	#	#	#	#	#
CVU 0325Q	Solar base unit, 3 layer glazing	0.55/ 4.4	#	#	#	#	#	#	#	#	#	#	#	#	#	#
CVU 0220Q	Electric base unit, 2 layer glazing	0.65/ 4.4	#	#	#	#	#	#	#	#	#	#	#	#	#	#
CVU 0225Q	Electric base unit, 3 layer glazing	0.55/ 4.4	#	#	#	#	#	#	#	#	#	#	#	#	#	#
CFU 0020Q	Fixed base unit, 2 layer glazing	0.65/ 4.4	#	#	#	#	#	#	#	#	#	#	#	#	#	#
CFU 0025Q	Fixed base unit, 3 layer glazing	0.55/ 4.4	#	#	#	#	#	#	#	#	#	#	#	#	#	#
Installation accessories																
ZCU 0015	Extension kerb with flange 160 mm		#	#	#	#	#	#	#	#	#	#	#	#	#	#
ZCU 1015	Extension kerb without flange 160 mm		#	#	#	#	#	#	#	#	#	#	#	#	#	#
ZZZ 210U	Securing kit for roofing materials		#	#	#	#	#	#	#	#	#	#	#	#	#	#
LSF 2000	Lining*		#	#	#	#	#	#	#	#	#	#	#	#	#	#
BBX 0000C	Vapour barrier		#	#	#	#	#	#	#	#	#	#	#	#	#	#

* Lining for flat roof. This all-in-one solution includes PVC panels, vapour barrier and facings.
** Calculated for a reference size of 1.2x1.2 m and 300 mm upstand, in a 0° roof pitch.
*** On all rectangular sizes (electric and solar powered), the window opens on the long side
\# Product is available

New generation

Flat glass rooflight

Fixed or vented option available

Part of our new generation of rooflights, the VELUX flat glass rooflight will bring the magic of daylight into your home. The unique design with a slim frame and invisible sash provides maximum daylight and a beautiful design from inside the home – even with a blind installed.

- Maximum daylight area
- Excellent energy performance
- State-of-the art design
- Excellent sound reduction

Roof pitch

2°-15°

Details

- The elegant choice for roof pitches from 2-15°.
- Glass-to-edge flat glass top unit.
- Unique window construction with a slim frame and invisible sash.
- Available with double or triple glazing for excellent energy performance and sound reduction.
- Laminated insulated glass unit for safety.
- Burglary resistant*.
- Comes in a fixed, electric and solar powered variant.
- Electric and solar variants providefresh air at the touch of a button and a pre-installed rain sensor.

* Complies with EU legislative requirements for burglary resistance, class 2.

Blind options

The blinds are discreetly placed in the base-unit construction, between the lower pane and outer glass, and do not compromise daylight, design or your views to the sky. See more about blinds options on pages 62 and 63.

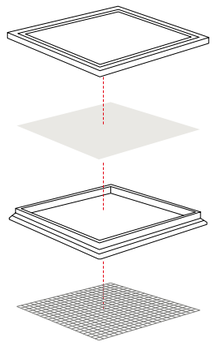

Mounting of blinds is done most conveniently during the rooflight installation process.

Details

- On all rectangular sizes, the motor is placed on the long side. Please, refer to the installation instructions for further details.

Available sizes			060060	080080	090060	090090	100100	120090	120120	150080	150100	150120	150150	200060	200100	
Hole in roof (wxh) cm			60×60	80×80	90×60	90×90	100×100	120×90	120×120	150×80	150×100	150×120	150×150	200×60	200×100	days
h w Window opening***		U-VALUE** Urc,ref300 W/(m²K)/ Arc,ref300 Area m²														
Top unit																
ISU 2093	Flat glass top unit		#	#	#	#	#	#	#	#	#	#	#	#	#	#
Base unit																
CVU 0320Q	Solar base unit, 2 layer glazing	0.75/ 4.1	#	#	#	#	#	#	#	#	#	#	#	#	#	#
CVU 0325Q	Solar base unit, 3 layer glazing	0.60/ 4.1	#	#	#	#	#	#	#	#	#	#	#	#	#	#
CVU 0220Q	Electric base unit, 2 layer glazing	0.75/ 4.1	#	#	#	#	#	#	#	#	#	#	#	#	#	#
CVU 0225Q	Electric base unit, 3 layer glazing	0.60/ 4.1	#	#	#	#	#	#	#	#	#	#	#	#	#	#
CFU 0020Q	Fixed base unit, 2 layer glazing	0.75/ 4.1	#	#	#	#	#	#	#	#	#	#	#	#	#	#
CFU 0025Q	Fixed base unit, 3 layer glazing	0.60/ 4.1	#	#	#	#	#	#	#	#	#	#	#	#	#	#
Installation accessories																
ZCU 0015	Extension kerb with flange 160 mm		#	#	#	#	#	#	#	#	#	#	#	#	#	#
ZCU 1015	Extension kerb without flange 160 mm		#	#	#	#	#	#	#	#	#	#	#	#	#	#
ZZZ 210U	Securing kit for roofing materials		#	#	#	#	#	#	#	#	#	#	#	#	#	#
LSF 2000	Lining*		#	#	#	#	#	#	#	#	#	#	#	#	#	#
BBX 0000C	Vapour barrier		#	#	#	#	#	#	#	#	#	#	#	#	#	#

* Lining for flat roof. This all-in-one solution includes PVC panels, vapour barrier and facings.
** Calculated for a reference size of 1.2x1.2 m and 300 mm upstand, in a 0° roof pitch.
*** On all rectangular sizes (electric- and solar powered), the window opens on the long side.
\# Product is available



Dome with glazing

Fixed or vented option available

The VELUX dome with glazing is an advanced dome solution for installation in 0-15° roof pitches. It is an effective product for letting in daylight and fresh air, without compromising on energy efficiency and comfort with sun and heat protection products. The insulated base unit has an integrated 2-layer insulating glass unit and the top unit is available in a clear or opaque version.

- Good daylight area
- Good energy performance
- Classic design
- Good sound reduction

Roof pitch

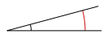

0°-15°

Details

- Opaque dome for optimal privacy or clear dome for daylight and view to the sky.
- PVC base unit construction provides good thermal insulation.
- Comes with double glazing.
- Laminated insulated glass unit for safety
- Comes in a fixed, manual and electric variant.
- Electric variant delivers fresh air at the touch of a button and has an integrated rain sensor.

Blind options

Considering blinds at the same time as the window is recommended. There are different blind options to choose from, both for heat protection and blackout purposes. See more about blinds options on pages 64 and 65.

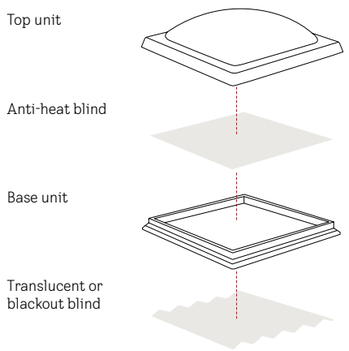

Window size		060060	060090	080080	090090	090120	100100	100150	120120	150150
		60×60	60x90	80×80	90×90	90x120	100×100	100×150	120×120	150×150
Top unit										
ISD 0000	Clear acrylic dome	#	#	#	#	#	#	#	#	#
ISD 0010	Clear polycarbonate dome	#	#	#	#	#	#	#	#	#
ISD 0100	Opaque acrylic dome	#	#	#	#	#	#	#	#	#
ISD 0110	Opaque polycarbonate dome	#	#	#	#	#	#	#	#	#
Base										
CFP 0073U	Fixed base	#	#	#	#	#	#	#	#	#
CVP 0073U	Manually operated vented base	#	#	#	#	#	#	#	#	–
CVP 0573UB	Electrically vented base	#	#	#	#	#	#	#	#	#
Installation accessories										
ZCE 0015	Extension frame with flange	#	#	#	#	#	#	#	#	#
ZCE 1015	Extension frame without flange	#	#	#	#	#	#	#	#	#
ZZZ 210	Frame fixing kit for roof felt	#	#	#	#	#	#	#	#	#
BBX 0000C	Vapour barrier collar	#	#	#	#	#	#	#	#	#
LSF 2000	Lining*	#	#	#	#	#	#	#	#	#

* Lining for flat roof. This all-in-one solution includes PVC panels, vapour barrier and facings.
\# Product is available
– Product is not available

Anti-heat blind
(MSU)

5070

Blackout blind
(DSU)

4550



Insect screen
(ZIU)

0000

New generation

For curved and flat glass rooflights

Anti-heat blind
The anti-heat blind provides light dimming and heat protection to maintain a cool and comfortable room. The blind is discreetly placed inside the rooflight, and is easily installed from the roof when installing the window.

- Reduces overheating
- Semi-transparent fabric for light control and sky view
- Solar powered blind with remote control
- Not compatible with blackout blind

Blackout blind
VELUX blackout blind for glass rooflights blocks outside light for total darkness, anytime and is perfect for bedrooms. It is discreetly placed inside the rooflight and easily installed from the roof when installing the window

- Perfect sleep – day or night
- 99.9% blackout
- Great for bedrooms and media rooms
- Solar powered blind with remote control
- Not compatible with anti-heat blind

Insect screen
VELUX insect screen for glass rooflights lets you enjoy fresh air and a view to sky without any insects. It comes in a contemporary white design, and is easy to install and simple to remove for cleaning.

- Fresh air and 100% insect-proof
- Durable, transparent net fabric does not obstruct your view
- Can be combined with an anti-heat blind or a blackout blind

Blinds are placed inside the rooflight and mounting is therefore most convenient during the installation process.

			060060	080080	090060	090090	100100	120090	120120	150080	150100	150120	150150	200060	200100
Window size			60×60	80×80	90x60	90×90	100×100	120x90	120×120	150×80	150×100	150×120	150×150	200×60	200×100
	Solar MSU	Anti-heat blind	#	#	#	#	#	#	#	#	#	#	#	#	#
	Solar DSU	Blackout blind	#	#	#	#	#	#	#	#	#	#	#	#	#
	Manual insect screen ZIU	Insect screen	#	#	#	#	#	#	#	#	#	#	#	#	#

Our electric and solar rooflight/dome products work with frequency 868 MHz.
Product is available

Anti-heat blind

6090

Translucent pleated blind

1016

1259

Blackout energy pleated blind



1045

1047

For dome with glazing*

Anti-heat blind
VELUX anti-heat blind provides light dimming and heat protection so your indoor temperature stays cool and comfortable. This makes it perfect for living rooms with activity during the day. It is easy to install from the inside.

- Reduces solar heating
- Semi-transparent fabric lets in natural light
- Available in solar powered operation with remote control

Translucent pleated blind
VELUX pleated blind for flat roof windows provides soft daylight control in a decorative folding design. It is the perfect choice for living rooms with activity during the day.

- Softly diffuses incoming natural light
- Available in electric operation with remote control
- OEKO-TEX® Standard 100 certified (1076-184 DTI) – contains no harmful substances

Blackout energy pleated blind
VELUX blackout energy pleated blind for flat roof windows darkens the room and protects against cold. This makes it the ideal choice for bedrooms and living rooms.

- Light dimming and insulating effect
- Available in electric or solar powered operation with remote control
- OEKO-TEX® Standard 100 certified (1076-184 DTI) – contains no harmful substances

* Also compatible with Curved and Flat Glass roof windows bought before April 2022.

Window size			060060 60×60	060090 60x90	080080 80×80	090090 90×90	100100 100×100	090120 90x120	120120 120×120	100150 100×150	150150 150×150
	Solar MSG	Anti-heat blind	#	#	#	#	#	#	#	#	#
	Electric FMG	Translucent pleated blind	#	#	#	#	#	#	#	#	#
	Electric FMK	Blackout energy pleated blind	#	#	#	#	#	#	#	#	#
	Solar FSK	Blackout energy pleated blind	#	#	#	#	#	#	#	#	#

Solar powered MSG is not compatible with ISD 2093.
Our electric and solar rooflight/dome products work with frequency 868 MHz.
Product is available

Roof pitch

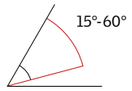

Tunnel options

Rigid

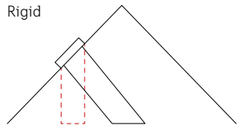

Flexible

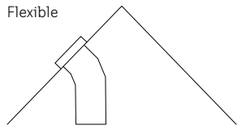

Light diffuser Edge Glow

- Our EdgeGlow light diffuser spreads the light from the sun tunnel throughout the room

See image on right page.

Sun tunnel, sloped roof

Rigid and flexible tunnel options available

Add natural light to spaces where you never felt it was possible with VELUX sun tunnels. Perfect for windowless bathrooms, walk-in wardrobes and hallways.

Use rigid sun tunnels when there is direct access between the roof and the ceiling of the room. Flexible sun tunnels should be used when there is an object, such as a beam, restricting access.

Rigid sun tunnels
- Recommended for maximum daylight, due to the super high reflective coating
- Up to 98% daylight reflectivity for optimal natural light conditions
- Elegant, maintenance-free exterior glass module
- Recommended tunnel length 0.9-6m
- 1.7m tunnel supplied (ZTR extensions are available)
- Available in 25 cm and 35 cm diameters

Flexible sun tunnels
- Flexible fibreglass tunnel, with reflective inner coating
- Elegant maintenance-free exterior glass module
- Recommended tunnel length is 1.5m
- 2m tunnel supplied
- Available in 25 cm and 35 cm diameters

Tunnel Diameter		**10"/25 cm**	**14"/35 cm**
External frame size (w×h) cm		37×37	46x46
Rigid Sun Tunnels			
TWR 0K10 2010	25 cm diameter rigid tunnel for tiles up to 120mm in profile.	#	–
TLR 0K10 2010	25 cm diameter rigid tunnel for slate up to 8mm thick.	#	–
TWR 0K14 2010	35 cm diameter rigid tunnel for tiles up to 120mm in profile.	–	#
TLR 0K14 2010	35 cm diameter rigid tunnel for slate up to 8mm thick.	–	#
Flexible Sun Tunnels			
TWF 0K14 2010	35 cm diameter flexible tunnel for tiles up to 120mm in profile.	–	#
TLF 0K14 2010	35 cm diameter flexible tunnel for slate up to 8mm thick.	–	#
Accessories			
ZTR 0K10 0062	600 mm extension section for 25 cm rigid diameter sun tunnel.	#	–
ZTR 0K14 0062	600 mm extension section for 35 cm rigid diameter sun tunnel.	–	#
ZTR 0K14 0124	1,200 mm extension section for 35 cm rigid diameter sun tunnel.	–	#
ZTL 014	Low-energy light kit for 25 cm and 35 cm, fits inside tunnel, requires mains connection. Bulb supplied.	–	#

Product is available
– Product is not available

Roof pitch

Tunnel options

Rigid

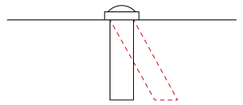

Flexible

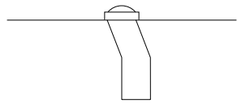

Light diffuser Edge Glow

- Our EdgeGlow light diffuser spreads the light from the sun tunnel throughout the room

Sun tunnel, flat roof

Rigid and flexible tunnel options available

Used for installation in flat roofs to bring natural light into areas of the house where a flat roof window installation is either not possible or not appropriate. The frame is made of white PVC. Supplied with an acrylic or polycarbonate dome.

Rigid sun tunnels
- Recommended for maximum daylight, due to the super high reflective coating.
- Up to 98% daylight reflectivity for optimal natural light conditions
- Recommended tunnel length between 0.9m and 6m
- 1.7m tunnel supplied (ZTR extensions are available)
- Available in 35 cm diameter

Flexible sun tunnels
- Flexible fibreglass tunnel, with reflective inner coating
- Recommended tunnel length for flat roof is between 0.2m and 0.9m
- 2m tunnel supplied
- Available in 35 cm diameter

Tunnel (A) cm/inches		**35/14"**
External frame size (w×h) cm		60x60
		◯
Rigid Sun Tunnels		
TCR 0K14 0010	35 cm diameter flat-roof rigid tunnel with acrylic cover.	#
Flexible Sun Tunnels		
TCF 0K14 1010	35 cm diameter flat-roof flexible tunnel with polycarbonate cover.	#
TCF 0K14 0010	35 cm diameter flat-roof flexible tunnel with acrylic cover.	#
Accessories		
ZTR 0K14 0062	600 mm extension section for 35 cm rigid diameter sun tunnel.	#
ZTR 0K14 0124	1,200 mm extension section for 35 cm rigid diameter sun tunnel.	#
ZTL 014	Low-energy light kit for 25 cm and 35 cm, fits inside tunnel, requires mains connection. Bulb supplied.	#

Product is available

KUX 110

KSX 100K

KLB 100

KLI 311, 312 and 313

KLF 150

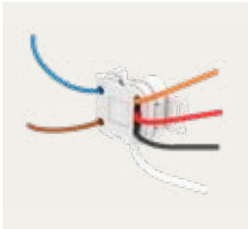
KLF 050

ZCT 100 and ZCT 200K

ZOZ 085

ZOZ 012K1

ZZZ 220K

ZOZ 213K

KMG 100K

ZZZ 258

Roof windows accessories

Electric accessories

Power supply KUX 110
Power supply for remote operation of a VELUX electric awning blind, roller shutter or interior blind on a manual roof window or fixed flat-roof window.

Upgrade kit KSX 100K
Complete solar-powered upgrade kit for VELUX manual top-operated roof window. Upgrades manual roof windows to electric operation with no wiring needed. Includes rain sensor.

Battery back up KLB 100
The battery backup ensures that if there is a power outtage, VELUX electric windows are closed and VELUX electric blinds/shutters raised. It is recommended for use in regions affected by frequent power failures.

VELUX Wall switch
– windows KLI 311
The wireless wall switch KLI 311 lets you conveniently open, close and stop VELUX electric and solar-powered windows, or VELUX windows that have been upgraded for electric or solar operation. One switch can be used to operate several windows.

VELUX Wall switch
– interior sunscreening KLI 312
The wireless wall switch KLI 312 lets you conveniently open, close and stop VELUX electric and solar-powered interior blinds. One switch can be used to operate several blinds.

VELUX Wall switch
– exterior heat protection KLI 313
The wall switch KLI 313 lets you conveniently open, stop and close electric and solar-powered VELUX exterior awning blinds and roller shutters. One switch can be used to operate several exterior blinds or shutters.

VELUX Interface KLF 150
KLF 150 is programable and can be used for operation of io-homecontrol® compatible electrical products via external control devices like switches and sensors (potential-free contacts). Can operate 5 products or 5 groups with up to 200 electrical products. Can also be used as a io-homecontrol® repeater.

VELUX Switch interface KLF 050
Use KLF 050 for basic wireless operation of io-homecontrol® products via connection to standard switch (potential-free). Control one product or one group of same type products. Installs behind switch in wall and with 230 VAC.

Our electric and solar products work with frequency 868 MHz.

KMG 100K
Mains-powered upgrade kit for VELUX manual top-operated roof window. Motor that is placed discreetly behind the ventilation flap, getting hidden when the roof window is closed. Includes rain sensor and a wall switch. Requires to be connected to a control unit KUX 110.

Rod controls

Control rod extension ZCT 100
Extension piece for telescopic control rod ZCT 200K, adding 100 cm to the up to 180 cm long telescopic control rod.

Telescopic control rod ZCT 200K
The 100-180 cm expandable rod enables operation of VELUX manually operated centre-pivot roof windows, interior blinds and insect screens installed out of reach.

Interior blind adaptor ZOZ 085
Adaptor to allow remote operation of interior blind by control rod ZCT 200K.

Locks and restrictors

Anti-burglar lock ZOZ 012K1
Anti-burglar lock for VELUX centre-pivot roof windows that prevents the windows being opened from the inside without a key.

Maintenance kits

ZZZ 220K
Maintenance kit for roof windows GGL/GGU/GPL/GPU. COnsists of: 3 m of ventilation flap foam, 3 m of air filter, 50 ml of lubricate hinges and instruction guide. **Note:** For previous generation roof windows please contact VELUX-INT (VELUX A/S).

Installation kit

ZZZ 258
The VELUX Protect Tool consists of 3 profiles that are fitted onto the bottom and side frames to prevent the sash from making marks in the window during installation. Can be used with all VELUX roof window types and sizes.

MSL adapter

ZOZ 213K
Adapter for an MSL solar awning installation in a solar roof window or in a roof window with the KSX 100K solar conversion kit (all sizes of roof windows).

Roof window replacement

How to locate the window type and size

Replacing a VELUX roof windows is easier than you think. It can be done in as little as 4 hours, and it allows for improved energy efficiency, a better indoor climate and more daylight and fresh air.

- Same standard VELUX sizes available
- Replacement in as little as 4 hours
- Fitted quickly and easily from the inside
- Minimal mess and disruption to internal finish

The same standard sizes are still available today and there are plenty of opportunities for upgrading.

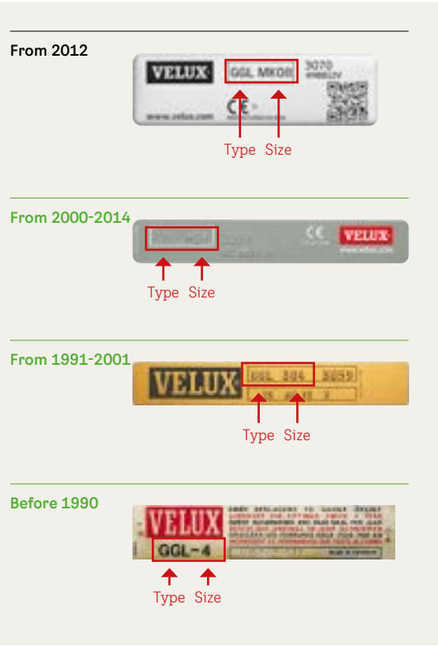

Window codes

Replace with: Since 2012 (V22)	CK01	CK02	CK04	MK04	MK06	MK08	SK06	SK08	UK04	UK08
From 2000 to 2014 (V21)	C01	C02	C04	M04	M06	M08	S06	S08	U04	U08
From 1991 to 2001 (VES)	101	102	104	304	306	308	606	608	804	808
Before 1990 (VKI)	9		6	1	14	2	4	10	7	8

The VELUX product code system

All VELUX products use the following classification code system:

GGL MK06 2170 21

Window type	GGL MK06 2170 21
Window size	GGL MK06 2170 21
Interior finish	GGL MK06 2170 21
Exterior cover	GGL MK06 2170 21
Glazing	GGL MK06 2170 21
Operation	GGL MK06 2170 21

Window types

GCL	Roof window for heritage, conservation and historical buildings
GBL	Centre-pivot roof window in pinewood for low pitches (10-20°)
GGL	Centre-pivot roof window in pinewood
GGLS	3in1 roof window in pinewood
GPU	Roof window panoramic view in white maintenance-free, 45°
GPL	Roof window panoramic view in pinewood, 45°
GIU	Sloping extension window element in white maintenance-free
GIL	Sloping extension window element in pinewood
VIU	Fixed façade extension window element in white maintenance-free
VFE	Openable façade window element in pinewood, tilt inwards
VFA	Openable façade window element in pinewood, tilt and turn inwards/left-hinged
VFB	Openable façade window element in pinewood, tilt and turn inwards/right-hinged
GDL	VELUX roof balcony in pinewood
GEL	Top-hung roof terrace section in pinewood
VEA	Right-hinged vertical roof terrace section in pinewood
VEB	Left-hinged vertical roof terrace section in pinewood
VEC	Fixed vertical roof terrace section in pinewood
GVT	Side-hung craftsman's roof exit for uninhabited rooms (black maintenance-free)
GXL	Side-hung roof exit window in pinewood
GXU	Side-hung roof exit window in white maintenance-free
TWF/TLF	Flexible sun tunnel
TWR/TLR	Rigid sun tunnel
CVP	Electric flat-roof window
CFP	Fixed flat-roof window
CSP	Flat-roof smoke ventilation window
CXP	Flat-roof exit window, 60°

Window size

Compatible roof windows, flashing frames, other built-in products and corresponding interior roller blinds are marked with a 'K' in the size code

Interior finish

0 White maintenance-free
2 White-painted wood
3 Clear-lacquered wood

Exterior cover

0 Aluminium
1 Copper
3 Zinc

Glazing

66 3-layer glazing for high energy efficiency with easy to clean and anti-dew coatings
68 3-layer glazing for improved energy efficiency
70 2-layer glazing with rain noise reduction, laminated safety glass, UV protection and extra toughened glass

Operation

21 Electric roof window
30 Solar roof window
40 Smoke and heat exhaust ventilation

Heat protection compatibility – roof windows

Which heat protection products suit which roof windows.

	VELUX Shutters			VELUX Awning blinds		
	SSL	SML	SMH	MSL	MML	MHL
Roof window	**Solar roller shutter**	**Electric roller shutter**	**Solar soft shutter**	**Solar awning blind**	**Electric awning blind**	**Manual awning blind**
Manual bottom and top operated roof window GPU, GPL / GGU, GGL	SSL	SML · For VELUX manual GPU, GPL / GGU, GGL, a KUX 110 control system is needed.	SSS	MSL	MML · For VELUX manual GPU, GPL / GGU, GGL, a KUX 110 control system is needed.	MHL
Solar centre-pivot roof window GGU, GGL	SSL · For VELUX solar GGL/GGU in widths C--- and F---, a ZOZ 246 kit is needed. For older generations contact the customer service for further information.	–	SSS · For VELUX solar GGL/GGU in widths C--- and F---, a ZOZ 246 kit is needed. For older generations contact the customer service for further information.	MSL · For VELUX solar GGL/GGU in widths C--- and F---, a ZOZ 246 kit is needed. For older generations contact the customer service for further information.	–	–
Electric centre-pivot roof window GGU, GGL	–	SML	–	–	MML	–
Electric bottom operated roof window GPU	–	SMH	–	–	MML · For VELUX electric GPU roof windows, a ZOZ 229S kit is needed.	–

Mounting accessories

ZOZ 246
Installation solar kit for SSL, SSS, MSL for installation on solar roof windows.

ZOZ 229S
Mounting kit for MML for installation on VELUX GPU electric.

Installation advice

Roller shutters can be installed on vertically connected roof windows with a minimum distance of 250mm. On windows next to each other a minimum distance of 100mm is required.

Electrical awning blinds and solar soft shutter can be installed on vertically connected roof windows with a minimum distance of 250mm. On windows next to each other a minimum distance of 18mm is required.

VELUX Export (VELUX A/S)
Ådalsvej 99,
Hørsholm 2970
Denmark

Tel: +45 45 16 78 85
Tel: +45 45 16 40 71

Email: export@velux.com
Website: velux.com/export

facebook.com/VELUX
twitter.com/VELUX
pinterest.com/VELUXGroup
instagram.com/VELUX

VELUX reserve the right for any printing mistakes and errors in this catalogue.

©2021 VELUX GROUP. VELUX®, VELUX LOGO, VELUX INTEGRA®, VELUX CABRIO® AND PICK&CLICK™ ARE REGISTERED TRADEMARKS. THERMOTECHNOLOGY™ IS A TRADEMARK. THE IO-HOMECONTROL® REGISTERED TRADEMARK AND LOGO ARE OWNED BY THE IO-HOMECONTROL ASSOCIATION.

XGB 12004